



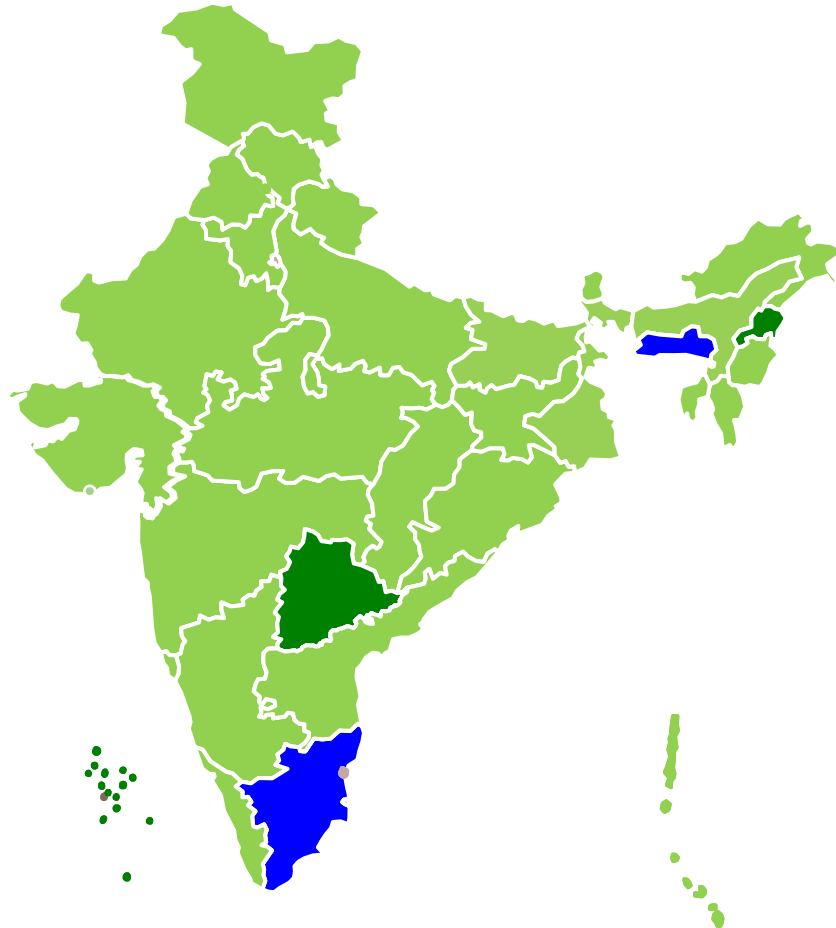
Pradhan Mantri Matru Vandana Yojana (PMMVY)

Video-Conference with States/UTs

13/04/18

PMMVY – Current Status

- States/UTs – Payments made:** 31
- States/UTs - Enrollment started:** 3
- States/UTs in Preparatory stage:** 2



711
Districts on-boarded



9,67,456
Field Functionaries



22,67,984
Beneficiaries enrolled



12,86,597
Beneficiaries paid



38,67,812
Applications received



21,23,797
Applications paid



₹ 310.63 Cr.
Payments made



₹ 48.73 Cr.
Payments in process

States' Scheme Readiness Status

Steps	HR	KA	MP	NL	OD	PY	RJ	UK
State Nodal Officer Appointment	✓	✓	✓	✓	✓	✓	✓	✓
PFMS Setup	✓	✓	✓	✓	✓	✓	✓	✓
Training of Master Trainers	✓	✓	✓	✓	✓	✓	✓	✓
Training of All Software Personnel	✓	✓	✓	✓	✓	✓	✓	✓
Training of Field Staff	×	×	×	×	×	×	✓	×
Localization of Application Forms	×	×	×	×	×	×	✓	×
Distribution of PMMVY Registers	×	×	×	×	×	×	×	×
Master Data for PMMVY- CAS	×	×	×	×	×	×	×	×
Adequate IT Infrastructure at State Level	×	×	×	×	×	×	✓	×
State Level Help Desk/Cell	×	×	×	×	×	×	✓	×
	✓			Completed			×	Pending

States' PFMS Onboarding Status

Steps	HR	KA	MP	NL	OD	PY	RJ	UK
PFMS Agency Configuration	✓	✓	✓	✓	✓	✓	✓	✓
Escrow Account Opening	✓	✓	✓	✓	✓	✓	✓	✓
Central Funds Transfer	✓	✓	✓	✓	✓	✓	✓	✓
Transfer of State share	*	*	✓	✗	*	*	*	✗
PFMS IDs Creation	✓	✓	✓	✓	✓	✓	✓	✓
Scheme Configuration	✓	✓	✓	✓	✓	✓	✓	✓
DSC Enrolment	✓	✓	✓	✗	✓	✓	✓	✓
Add Opening Balance	✓	✓	✓	✗	✓	✓	✓	✓
Sign Sample File	✓	✓	✓	✗	✓	✓	✓	✓
Payment Made in PMMY-CAS	✓	✓	✓	✗	✓	✓	✓	✓
Payment Made in PFMS	✓	✓	✓	✗	✓	✓	✓	✓
Payment Success	✓	✓	✓	✗	✓	✓	✓	✓
			*	Partial		✓	Completed	
						✗	Pending	

Master Data Status

State Name	No. of CDPOs (States Self Reported Data)	No. OF FFs (States Self Reported Data)	No. of CDPO in PMMVY-CAS	No. of FFs	% Coverage CDPO	% Coverage FFs
Haryana	148	25,962	152	23,376	103%	90%
Karnataka	204	65,911	205	64,215	100%	97%
Madhya Pradesh	453	97,135	461	95,789	102%	99%
Nagaland	60	3980	53	2540	88%	64%
Odisha	338	72,587	334	69,563	99%	96%
Puducherry	7	855	7	849	100%	99%
Rajasthan	304	62,020	304	59,594	100%	96%
Uttarakhand	105	20,067	109	19,149	104%	95%

States to confirm on the number of CDPO/MO Blocks sent by them and send pending Field Functionary Data.

Data updated on 9th April 2018 at 10:35 AM

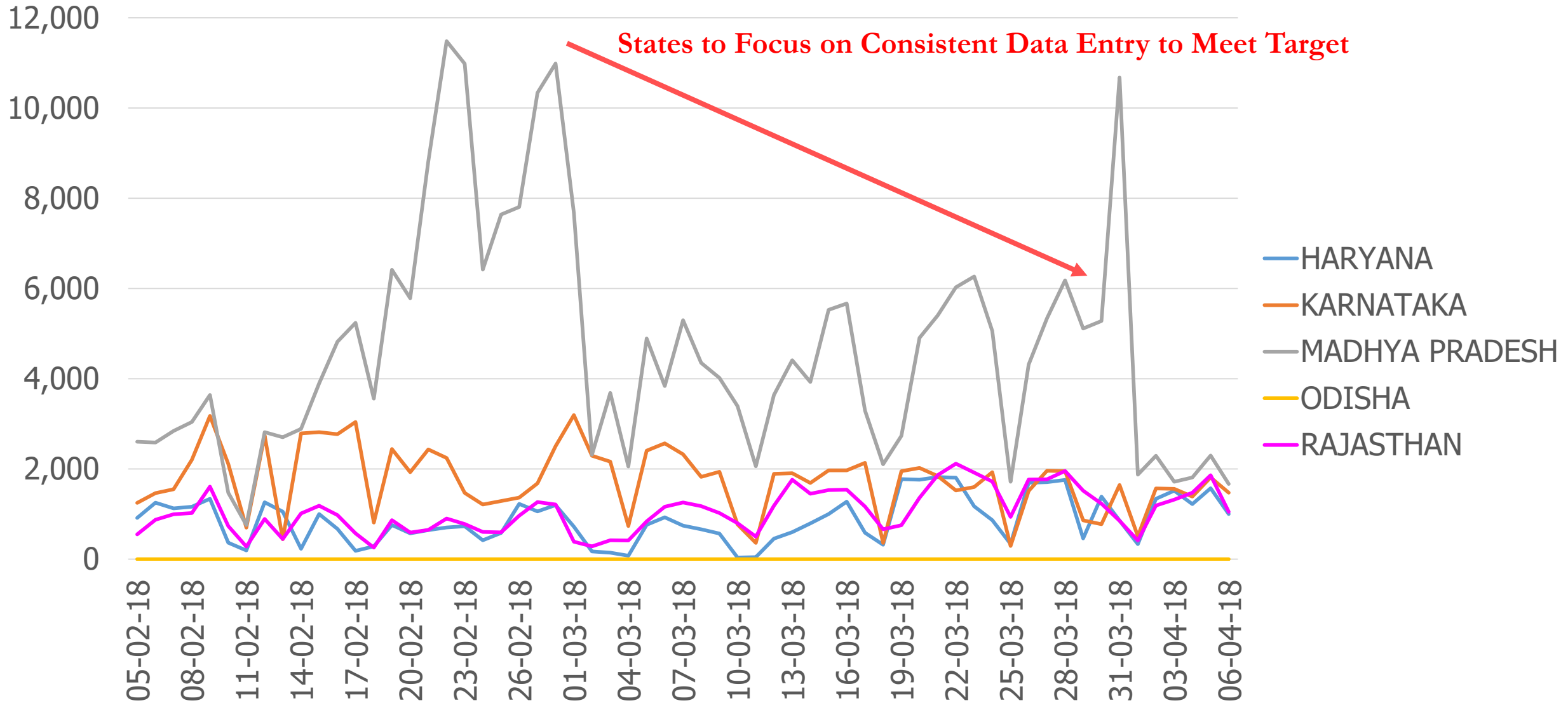
Funds Disbursed Performance

State	GoI Share of funds				States Funds Transfer	Total Funds with State	Funds Disbursed
(1)	CC Transfer (2)	Flexi Funds (3)	Admin Expense (4)	Total Sanction (2+3+4)=(5)	(6)	(5 +6) = (7)	(8)
Haryana	3908.71	239	176.59	4324.3	1023	5347.3	1453.5
Karnataka	9419.73	577	252.08	10248.81	2728	12976.81	2259.74
Madhya Pradesh	11197.67	686	436.86	12320.53	1243	13563.53	3644.14
Nagaland	875.31	52	107.75	1035.06	0	1035.06	0
Odisha	6471.63	397	274.7	7143.33	99.98	7243.31	0.05
Puducherry	271.22	9	10.19	290.41	46	336.41	21.11
Rajasthan	10568.86	648	270.11	11486.97	580	12066.97	667.3
Uttarakhand	2332.67	95	183.32	2610.99	0	2610.99	452.17

Beneficiary Enrolment Performance

State Name	Targeted No. of Beneficiaries of Jan 2017 – Dec 2017# (12 Months)	Targeted No. of Beneficiaries of Jan 17-Mar 18# (15 Months) (A)	Total Beneficiaries in System 09.04.18 (B)	% Enrollment as per 15 Months target (C)=(B/A)*100	All India Ranking*
Madhya Pradesh	3,10,095	3,87,618	3,98,346	103%	3
Haryana	1,08,243	1,35,304	80,486	59%	9
Uttarakhand	43,065	53,832	24,205	45%	14
Karnataka	2,60,859	3,26,073	1,30,469	40%	18
Puducherry	5,328	6,660	1,602	24%	23
Rajasthan	2,92,681	3,65,852	74,753	20%	25
Nagaland	8,448	10,560	1	0%	33
Odisha	1,79,217	2,24,022	7	0%	34

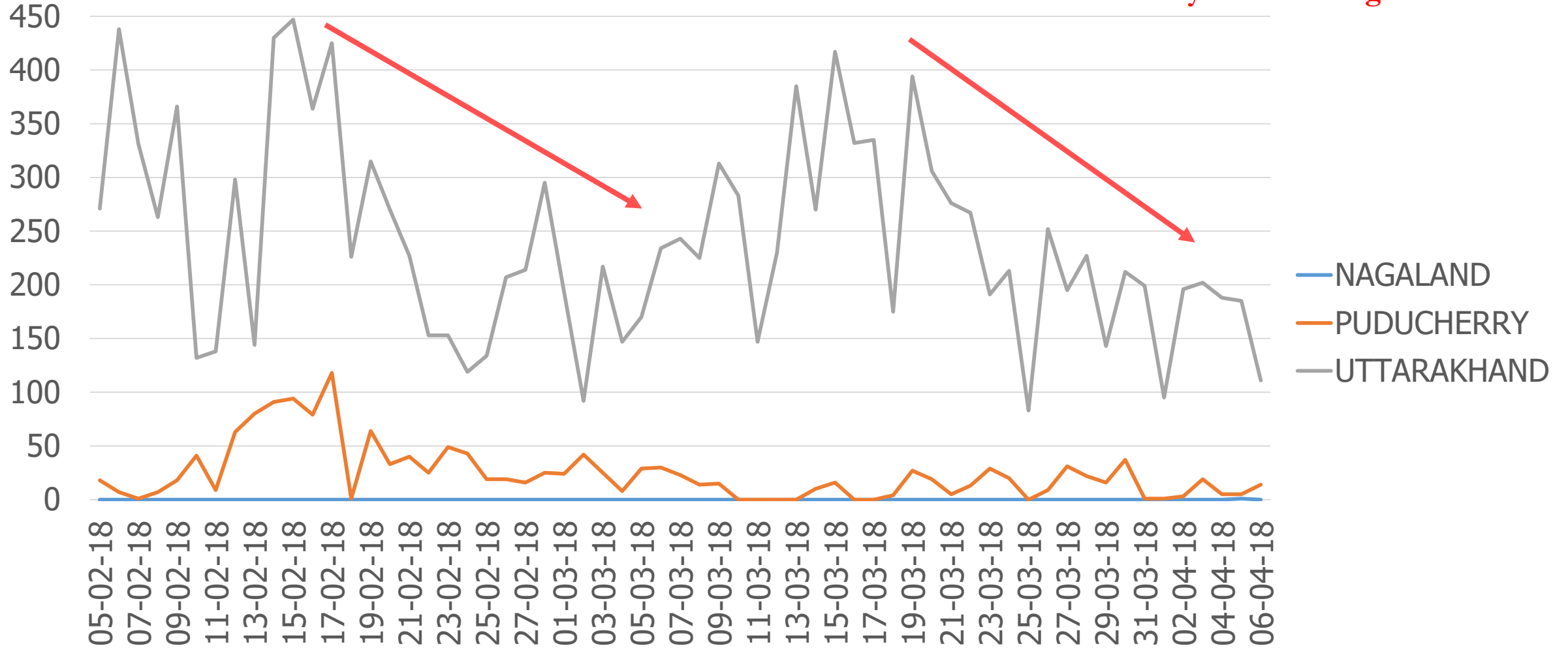
Beneficiary Enrolment Trend



Data updated on 6th April 2018 at 10:35 AM

Beneficiary Enrolment Trend

States to Focus on Consistent Data Entry to Meet Target



Performance

State/UT	All India	HR	KA	MP	NL	OD	PY	RJ	UK
Total Beneficiaries Enrolled	2,268,740	80,496	130,517	398,410	1	7	1,602	74,800	24,208
Total Beneficiaries Registered	1,530,120	62,482	104,077	255,920	0	6	827	45,250	19,093
Beneficiaries Paid	1,286,598	52,213	83,821	220,157	0	5	689	28,717	17,321
Total Applications Entered	3,869,264	156,184	252,314	509,253	1	12	3,576	124,266	45,885
Ineligible Applications	413,779	17,619	20,215	60,437	1	0	86	10,046	3,375
Pending SO Approval Applications	211,595	6,107	7,390	16,260	0	0	1,032	21,999	2,983
Applications Approved By SO	38,759	1,205	1,452	3,965	0	0	28	1,352	365
Rejected by SO	2,702	98	39	272	0	0	0	208	20
Withdrawn Applications	6,901	117	84	1,056	0	0	20	293	110
Sent for Correction by SO	3,546	23	28	411	0	0	0	147	141
Sent for Correction due to UIDAI and PFMS Failure	424,745	7,249	16,161	63,631	0	1	538	9,358	2,764
Apps Pending Authorization	218,045	8,196	16,598	27,521	0	0	229	7,621	2,161
Pending SNO Approval	77,453	19,239	7	2,183	0	0	238	2,043	1
Applications Pending Payment at PFMS	330,167	1,032	39,925	45,913	0	6	6	24,606	3,309
Paid Applications	2,124,149	95,048	149,996	286,990	0	5	1,399	46,525	30,588
Applications Payment Failure	17,424	251	419	614	0	0	0	68	68
Total Payment Amount (In Rs. Lakhs)	31,070	1,460.54	2,259.74	3,644.14	0.00	0.05	21.11	667.30	452.17

Data updated on 9th Apr 2018 at 10:35 AM

Correction Queue - Aadhaar

Aadhaar Correction Queue Ageing						
State/UT	0-7 Days	8-14 Days	15-21 Days	22-30 Days	> 30 Days	Total
Haryana	1,171	903	566	268	822	3,730
Karnataka	2,061	1,190	1,529	1,289	3,111	9,180
Madhya Pradesh	9,314	9,608	7,154	4,348	21,496	51,920
Nagaland	0	0	0	0	0	0
Odisha	0	0	0	0	0	0
Puducherry	30	21	34	1	19	105
Rajasthan	1,685	1,341	938	879	1,414	6,257
Uttarakhand	294	202	220	170	648	1,534

Data updated on 9th Apr 2018 at 10:35 AM

Correction Queue - PFMS

PFMS Correction Queue Ageing						
State/UT	0-7 Days	8-14 Days	15-21 Days	22-30 Days	> 30 Days	Total
Haryana	979	133	174	252	347	1,885
Karnataka	773	157	341	787	1,111	3,169
Madhya Pradesh	3,485	845	808	1,633	2,893	9,664
Nagaland	0	0	0	0	0	0
Odisha	0	0	0	0	0	0
Puducherry	16	9	38	11	10	84
Rajasthan	743	100	167	393	206	1,609
Uttarakhand	187	66	126	93	177	649

Data updated on 9th Apr 2018 at 10:35 AM

Haryana– Current Status



80,496
Beneficiaries
enrolled



52,213
Beneficiaries
paid



156,184
Applications
received



95,048
Applications
paid



₹ 14.6 Cr.
Payments
made

15 Month Target
Beneficiaries: 1.35 L
Payment: ₹ 67.65 Cr

Beneficiary Claim Breakup

No of Beneficiaries Paid	First Instalment	Second Instalment	Third Instalment	No of Instalments Paid
17,309	✓			17,309
16,250	✓	✓		32,500
10,365	✓	✓	✓	31,095
118	✓		✓	236
1,538		✓		1,538
5,737		✓	✓	11,474
896			✓	896
52,213	36,562	26,463	12,832	95,048

Low-Performing Districts

District	Beneficiary Count
MEWAT	842
CHARKI DADRI	1666
PALWAL	1781
PANCHKULA	2393
PANIPAT	2548

Action Points

- Focus on entry of pending applications for beneficiaries.
- State to focus on reducing Ineligible Beneficiaries entered into PMMVY-CAS through trainings.

Karnataka– Current Status



130,517
Beneficiaries
enrolled



83,821
Beneficiaries
paid



252,314
Applications
received



149,997
Applications
paid



₹ 22.59 Cr.
Payments
made

15 Month Target
Beneficiaries: 3.26 L
Payment: ₹ 163 Cr

Beneficiary Claim Breakup

No of Beneficiaries Paid	First Instalment	Second Instalment	Third Instalment	No of Instalments Paid
25,258	✓			25,258
37,743	✓	✓		75,486
10,819	✓	✓	✓	32,457
200	✓		✓	400
2,986		✓		2,986
6,595		✓	✓	13,190
220			✓	220
83,821	74,020	58,143	17,834	149,997

Low-Performing Districts

District	Beneficiary Count
KODAGU	765
BENGALURU RURAL	1797
YADGIR	1849
GADAG	2131
RAMANAGARA	2197

Action Points

- Focus on entry of pending applications for beneficiaries.

Madhya Pradesh– Current Status



398,410
Beneficiaries
enrolled



220,157
Beneficiaries
paid



509,253
Applications
received



286,990
Applications
paid



₹ 36.44 Cr.
Payments
made

15 Month Target
Beneficiaries: 3.26 L
Payment: ₹ 163 Cr

Beneficiary Claim Breakup

No of Beneficiaries Paid	First Instalment	Second Instalment	Third Instalment	No of Instalments Paid
159,932	✓			159,932
36,754	✓	✓		73,508
12,442	✓	✓	✓	37,326
438	✓		✓	876
3,789		✓		3,789
4,757		✓	✓	9,514
2,045			✓	2,045
220,157	209,566	57,742	19,682	286,990

Low-Performing Districts

District	Beneficiary Count
HARDA	2580
DATIA	2892
AGAR MALWA	2976
ASHOKNAGAR	3192
ANUPPUR	3229

Action Points

- Focus on entry of pending applications for beneficiaries.
- State to focus on reducing Ineligible Beneficiaries entered into PMMVY-CAS through trainings.

Puducherry– Current Status



1,602
Beneficiaries
enrolled



689
Beneficiaries
paid



3,576
Applications
received



1,399
Applications
paid



₹ 0.21 Cr.
Payments
made

15 Month Target
Beneficiaries: 6,660
Payment: ₹ 3.33 Cr

Beneficiary Claim Breakup

No of Beneficiaries Paid	First Instalment	Second Instalment	Third Instalment	No of Instalments Paid
192	✓			192
280	✓	✓		560
213	✓	✓	✓	639
2	✓		✓	4
0		✓		0
2		✓	✓	4
0			✓	0
689	687	495	217	1,399

Action Points

- Focus on entry of pending applications for beneficiaries.

Rajasthan– Current Status



74,800
Beneficiaries
enrolled



28,717
Beneficiaries
paid



124,266
Applications
received



46,526
Applications
paid



₹ 6.67 Cr.
Payments
made

15 Month Target
Beneficiaries: 3.65 L
Payment: ₹ 182.9 Cr

Beneficiary Claim Breakup

No of Beneficiaries Paid	First Instalment	Second Instalment	Third Instalment	No of Instalments Paid
13,108	✓			13,108
10,014	✓	✓		20,028
3,150	✓	✓	✓	9,450
50	✓		✓	100
866		✓		866
1,445		✓	✓	2,890
84			✓	84
28,717	26,322	15,475	4,729	46,526

Low-Performing Districts

District	Beneficiary Count
JAISALMER	196
JALORE	365
BARAN	455
PALI	483
KARALI	566

Action Points

- Focus on entry of pending applications for beneficiaries.
- Focus on Enrolment of beneficiaries from low-performing districts.

Uttarakhand– Current Status



24,208
Beneficiaries
enrolled



17,321
Beneficiaries
paid



45,885
Applications
received



30,588
Applications
paid



₹ 4.52 Cr.
Payments
made

15 Month Target
Beneficiaries: 0.53 L
Payment: ₹ 26.91 Cr

Beneficiary Claim Breakup

No of Beneficiaries Paid	First Instalment	Second Instalment	Third Instalment	No of Instalments Paid
5,728	✓			5,728
7,640	✓	✓		15,280
2,357	✓	✓	✓	7,071
234	✓		✓	468
500		✓		500
679		✓	✓	1,358
183			✓	183
17,321	15,959	11,176	3,453	30,588

Low-Performing Districts

District	Beneficiary Count
RUDRA PRAYAG	208
UTTAR KASHI	360
CHAMOLI	363
CHAMPAWAT	504
PITHORAGARH	511

Action Points

- Focus on entry of pending applications for beneficiaries.

Nagaland– Current Status

Action Points

- Send Pending Master Data for pending 6 districts.
- Send User Data for All Districts
- Get On-boarded on PFMS and start making payments.

15 Month Target

Beneficiaries: 10,560

Payment: ₹ 5.27 Cr

Odisha– Current Status

Action Points

- Send User Data for All Districts
- Resume Data Entry in PMMVY-CAS.
- Start Making payments in PMMVY-CAS

15 Month Target

Beneficiaries: 2.24 L

Payment: ₹ 112 Cr

Reporting System Issues

- In case of software related issues faced by the user, please drop a mail to pmmvyhelpdesk@gmail.com with the following details:
 - Name:
 - Your User ID:
 - Task being Performed:
 - Problem Encountered:
 - **Screenshot of Problem Encountered:**
 - Time Problem Encountered:
- Please mention only one problem in one email. Please clearly describe the issue being faced for better resolution.
- Email should be the primary mode of reporting issues as tracking through other modes is a challenge for all stakeholders.

Reporting System Issues

MWCD PMMVY Team Contact Details (for Administrative & Financial issues):

1. Mr. Pracheta - ssp.pracheta@gov.in : +91- 9899690167
2. Mr. Ashish Bhattacharya - Ashish.bhattacharya@nic.in
3. Mr. V.C. Chaudhary- vc.choudhary@nic.in : 011-23388513

PMMVY-CAS Team Member Contact Details (for Software related issues):

1. Mr. Kunal Mukherjee- kunalmukherjee@kpmg.com : +91-9910074521
2. Mr. Narendra Singh- narendrasingh@kpmg.com : +91-9873663361
3. Mr. Alok Gupta- alok.gupta@cdfi.in
4. Mr. R Sumanthra- sumanthra@cdfi.in

PFMS Helpdesk details for PFMS related issues:

1. PFMS Helpdesk- helpdesk-pfms@gov.in: 011-23343860