



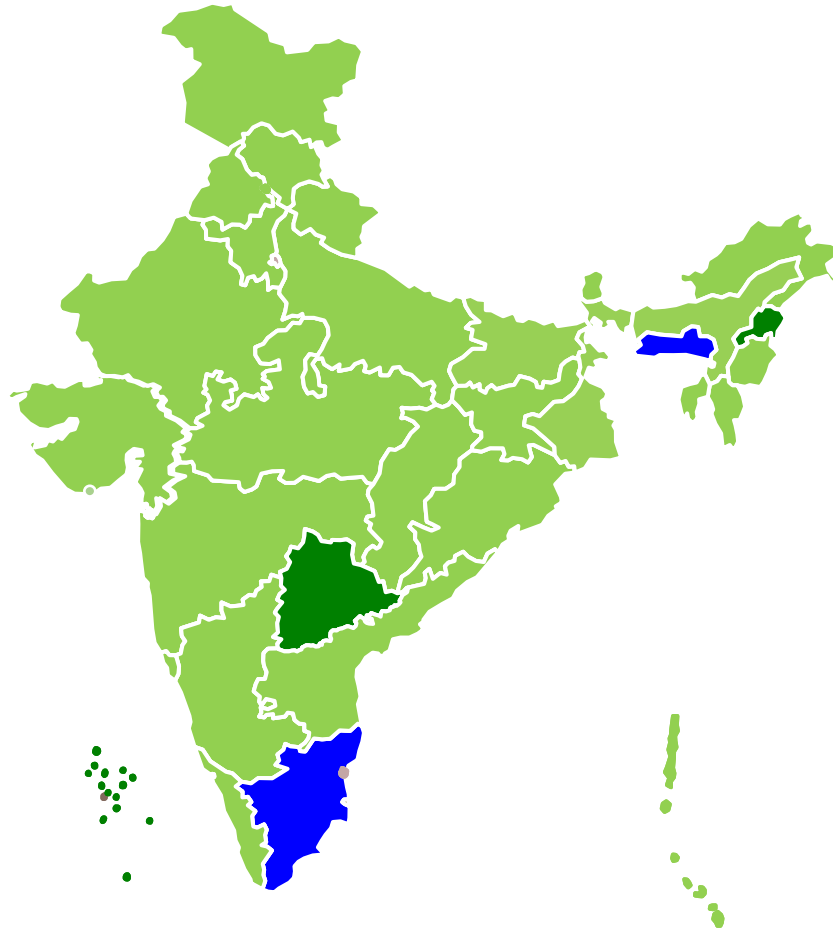
# Pradhan Mantri Matru Vandana Yojana (PMMVY)

## Video-Conference with States/UTs

12/04/18

# PMMVY – Current Status

|   |   |           |
|---|---|-----------|
|  | <b>States/UTs – Payments made:</b>      | <b>31</b> |
|  | <b>States/UTs - Enrollment started:</b> | <b>3</b>  |
|  | <b>States/UTs in Preparatory stage:</b> | <b>2</b>  |



**711**  
**Districts on-boarded**



**9,67,456**  
**Field Functionaries**



**22,67,984**  
**Beneficiaries enrolled**



**12,86,597**  
**Beneficiaries paid**



**38,67,812**  
**Applications received**



**21,23,797**  
**Applications paid**



**₹ 310.63 Cr.**  
**Payments made**



**₹ 48.73 Cr.**  
**Payments in process**

# States' Scheme Readiness Status

| Steps                                     | AN | AR | AS | DL | LD | MN | MZ | SK | TR |
|---|----|----|----|----|----|----|----|----|----|
| State Nodal Officer Appointment           | ✓  | ✓  | ✓  | ✓  | ✓  | ✓  | ✓  | ✓  | ✓  |
| PFMS Setup                                | ✓  | ✓  | ✓  | ✓  | ✓  | ✓  | ✓  | ✓  | ✓  |
| Training of Master Trainers               | ✓  | ✓  | ✓  | ✓  | ✓  | ✓  | ✓  | ✓  | ✓  |
| Training of All Software Personnel        | ✓  | ✓  | ✓  | ✓  | ✓  | ✓  | ✓  | ✓  | ✓  |
| Training of Field Staff                   | ×  | ×  | ×  | ×  | ×  | ×  | ✓  | ×  | ×  |
| Localization of Application Forms         | ×  | ×  | ×  | ×  | ×  | ×  | ✓  | ×  | ×  |
| Distribution of PMMVY Registers           | ×  | ×  | ×  | ×  | ×  | ×  | ✓  | ×  | ×  |
| Master Data for PMMVY- CAS                | ×  | ×  | ×  | ×  | ×  | ×  | ×  | ×  | ×  |
| Adequate IT Infrastructure at State Level | ×  | ×  | ×  | ×  | ×  | ×  | ✓  | ×  | ×  |
| State Level Help Desk/Cell                | ×  | ×  | ×  | ×  | ×  | ×  | ✓  | ×  | ×  |

✓
Completed

×
Pending

# States' PFMS Onboarding Status

| Steps                     | AN | AR | AS | DL | LD | MN | MZ | SK | TR |
|---------------------------|----|----|----|----|----|----|----|----|----|
| PFMS Agency Configuration | ✓  | ✓  | ✓  | ✓  | ✓  | ✓  | ✓  | ✓  | ✓  |
| Escrow Account Opening    | ✓  | ✓  | ✓  | ✓  | ✓  | ✓  | ✓  | ✓  | ✓  |
| Central Funds Transfer    | ✓  | ✓  | ✓  | ✓  | ✓  | ✓  | ✓  | ✓  | ✓  |
| Transfer of State share   | NA | ✓  | ×  | ✓  | NA | ×  | ✓  | ×  | ✓  |
| PFMS IDs Creation         | ✓  | ✓  | ✓  | ✓  | ✓  | ✓  | ✓  | ✓  | ✓  |
| Scheme Configuration      | ✓  | ✓  | ✓  | ✓  | ✓  | ✓  | ✓  | ✓  | ✓  |
| DSC Enrolment             | ✓  | ✓  | ✓  | ✓  | ×  | ✓  | ✓  | ✓  | ✓  |
| Add Opening Balance       | ✓  | ✓  | ✓  | ✓  | ×  | ✓  | ✓  | ✓  | ✓  |
| Sign Sample File          | ✓  | ✓  | ✓  | ✓  | ×  | ✓  | ✓  | ✓  | ✓  |
| Payment Made in PMMY-CAS  | ✓  | ✓  | ✓  | ✓  | ×  | ✓  | ✓  | ✓  | ✓  |
| Payment Made in PFMS      | ✓  | ✓  | ✓  | ✓  | ×  | ✓  | ✓  | ✓  | ✓  |
| Payment Success           | ✓  | ✓  | ✓  | ✓  | ×  | ✓  | ✓  | ✓  | ✓  |

|   |           |
|---|-----------|
| ✓ | Completed |
| × | Pending   |

# Master Data Status

| State Name                  | No. of CDPOs (States Self Reported Data) | No. OF FFs (States Self Reported Data) | No. of CDPO in PMMVY-CAS | No. of FFs | % Coverage CDPO | % Coverage FFs |
|-----------------------------|--|--|--------------------------|------------|-----------------|----------------|
| Andaman and Nicobar Islands | 5  | 720                                    | 5                        | 709        | 100%            | 98%            |
| Arunachal Pradesh           | 98                                       | 6,225                                  | 91                       | 3,881      | 93%             | 62%            |
| Assam                       | 230                                      | 62,153                                 | 242                      | 53,054     | 105%            | 85%            |
| Delhi                       | 95                                       | 10,897                                 | 95                       | 10,881     | 100%            | 99%            |
| Lakshadweep                 | 1  | 107                                    | 1                        | 107        | 100%            | 100%           |
| Manipur                     | 43                                       | 11,510                                 | 42                       | 9,156      | 98%             | 80%            |
| Mizoram                     | 27                                       | 2,244                                  | 28                       | 2,106      | 104%            | 94%            |
| Sikkim                      | 13                                       | 1308                                   | 12                       | 613        | 92%             | 47%            |
| Tripura                     | 56                                       | 9,911                                  | 54                       | 9,427      | 96%             | 95%            |

States to confirm on the number of CDPO/MO Blocks sent by them and send pending Field Functionary Data.

Data updated on 9<sup>th</sup> April 2018 at 10:35 AM

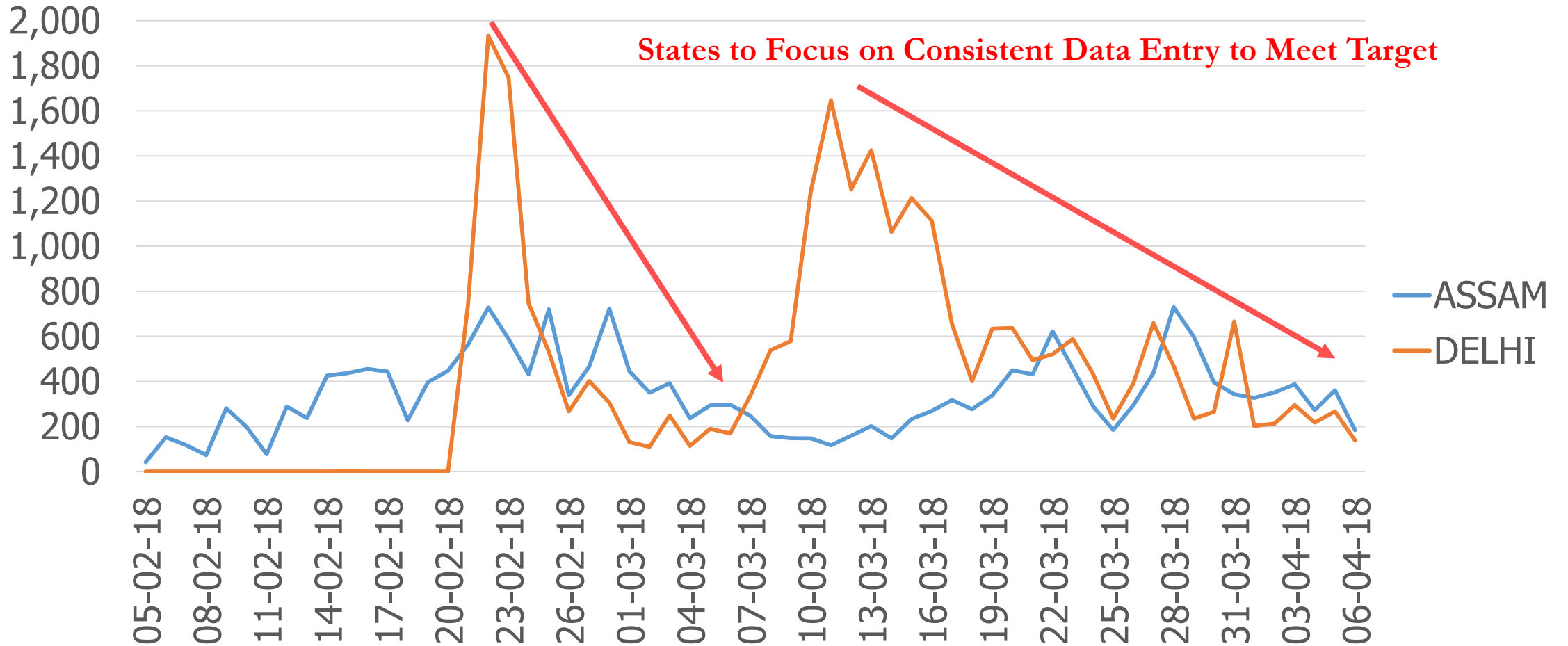
# Funds Disbursed Performance

| State                              | GoI Share of funds |                 |                   |                            | States Funds Transfer | Total Funds with State | Funds Disbursed |
|------------------------------------|--------------------|-----------------|-------------------|----------------------------|-----------------------|------------------------|-----------------|
| (1)                                | CC Transfer (2)    | Flexi Funds (3) | Admin Expense (4) | Total Sanction (2+3+4)=(5) | (6)                   | (5 +6) = (7)           | (8)             |
| <b>Andaman and Nicobar Islands</b> | 97.8               | 3               | 62.28             | 163.08                     | NA                    | 163.08                 | 42.53           |
| <b>Arunachal Pradesh</b>           | 612.18             | 37              | 263.65            | 912.83                     | 1437.4                | 2350.23                | 1.26            |
| <b>Assam</b>                       | 9203.74            | 834             | 410.52            | 10448.26                   | 0                     | 10448.26               | 114.37          |
| <b>Delhi</b>                       | 1725.59            | 158             | 125.31            | 2008.9                     | 1338                  | 3346.9                 | 471.26          |
| <b>Lakshadweep</b>                 | 16.57              | 1               | 10.25             | 27.82                      | NA                    | 27.82                  | 0               |
| <b>Manipur</b>                     | 1263.42            | 76              | 134.65            | 1474.07                    | 0                     | 134.65                 | 65.81           |
| <b>Mizoram</b>                     | 485.41             | 29              | 196.36            | 710.77                     | 32.65                 | 743.42                 | 8.02            |
| <b>Sikkim</b>                      | 270.12             | 16              | 68.21             | 354.33                     | 0                     | 354.33                 | 5.09            |
| <b>Tripura</b>                     | 1625.37            | 98              | 122.11            | 1845.48                    | 84.16                 | 1929.64                | 11.7            |

# Beneficiary Enrolment Performance

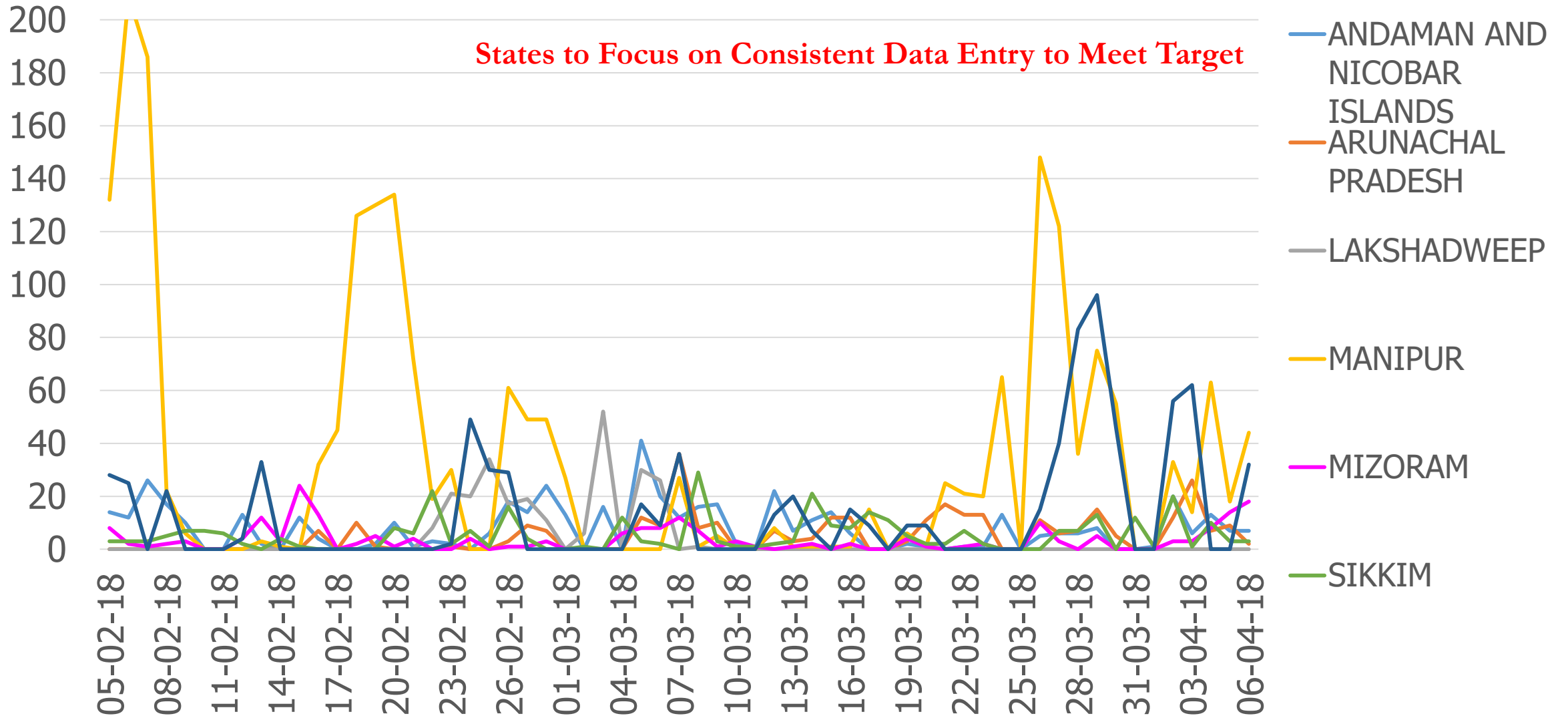
| State Name                  | Targeted No. of Beneficiaries of Jan 2017 – Dec 2017# (12 Months) | Targeted No. of Beneficiaries of Jan 17-Mar 18# (15 Months) (A) | Total Beneficiaries in System 09.04.18 (B) | % Enrollment as per 15 Months target (C)=(B/A)*100 | All India Ranking* |
|-----------------------------|---|---|--|--|--------------------|
| Andaman and Nicobar Islands | 1,625   | 2,031   | 1,717                                      | 85%  | 4                  |
| Lakshadweep                 | 275   | 344   | 245  | 71%  | 6                  |
| Delhi                       | 71,679  | 89,599  | 27,412                                     | 31%  | 20                 |
| Manipur                     | 12,193  | 15,242  | 3,962                                      | 26%  | 22                 |
| Sikkim                      | 2,607   | 3,259   | 641  | 20%  | 26                 |
| Mizoram                     | 4,685   | 5,856   | 1,106                                      | 19%  | 27                 |
| Tripura                     | 15,687  | 19,608  | 2,816                                      | 14%  | 28                 |
| Assam                       | 1,33,238  | 1,66,548  | 21,359                                     | 13%  | 29                 |
| Arunachal Pradesh           | 5,908   | 7,385   | 321  | 4%   | 31                 |

# Beneficiary Enrolment Trend





# Beneficiary Enrolment Trend



# Performance

| State/UT   | All India        | AN           | AR          | AS            | DL            | LD          | MN           | MZ           | SK          | TR           |
|--|------------------|--------------|-------------|---------------|---------------|-------------|--------------|--------------|-------------|--------------|
| <b>Total Beneficiaries Enrolled</b>                      | <b>2,268,740</b> | <b>1,718</b> | <b>321</b>  | <b>21,363</b> | <b>27,430</b> | <b>245</b>  | <b>3,962</b> | <b>1,106</b> | <b>641</b>  | <b>2,816</b> |
| <b>Total Beneficiaries Registered</b>                    | <b>1,530,120</b> | <b>1,550</b> | <b>169</b>  | <b>17,735</b> | <b>21,350</b> | <b>5</b>    | <b>2,987</b> | <b>750</b>   | <b>457</b>  | <b>1,394</b> |
| <b>Beneficiaries Paid</b>                                | <b>1,286,598</b> | <b>1,462</b> | <b>110</b>  | <b>11,435</b> | <b>15,829</b> | <b>0</b>    | <b>2,506</b> | <b>671</b>   | <b>330</b>  | <b>1,170</b> |
| <b>Total Applications Entered</b>                        | <b>3,869,264</b> | <b>3,591</b> | <b>319</b>  | <b>21,351</b> | <b>57,507</b> | <b>243</b>  | <b>7,275</b> | <b>1,150</b> | <b>726</b>  | <b>2,846</b> |
| <b>Ineligible Applications</b>                           | <b>413,779</b>   | <b>270</b>   | <b>69</b>   | <b>887</b>    | <b>4,532</b>  | <b>29</b>   | <b>458</b>   | <b>20</b>    | <b>29</b>   | <b>24</b>    |
| <b>Pending SO Approval Applications</b>                  | <b>211,595</b>   | <b>20</b>    | <b>5</b>    | <b>1,832</b>  | <b>3,352</b>  | <b>29</b>   | <b>612</b>   | <b>0</b>     | <b>0</b>    | <b>105</b>   |
| <b>Applications Approved By SO</b>                       | <b>38,759</b>    | <b>18</b>    | <b>3</b>    | <b>1,243</b>  | <b>605</b>    | <b>0</b>    | <b>55</b>    | <b>93</b>    | <b>6</b>    | <b>83</b>    |
| <b>Rejected by SO</b>                                    | <b>2,702</b>     | <b>73</b>    | <b>0</b>    | <b>0</b>      | <b>13</b>     | <b>0</b>    | <b>8</b>     | <b>2</b>     | <b>4</b>    | <b>0</b>     |
| <b>Withdrawn Applications</b>                            | <b>6,901</b>     | <b>8</b>     | <b>0</b>    | <b>5</b>      | <b>120</b>    | <b>0</b>    | <b>1</b>     | <b>0</b>     | <b>0</b>    | <b>1</b>     |
| <b>Sent for Correction by SO</b>                         | <b>3,546</b>     | <b>0</b>     | <b>0</b>    | <b>24</b>     | <b>9</b>      | <b>0</b>    | <b>0</b>     | <b>0</b>     | <b>0</b>    | <b>3</b>     |
| <b>Sent for Correction due to UIDAI and PFMS Failure</b> | <b>424,745</b>   | <b>139</b>   | <b>28</b>   | <b>146</b>    | <b>4,185</b>  | <b>180</b>  | <b>446</b>   | <b>119</b>   | <b>86</b>   | <b>996</b>   |
| <b>Apps Pending Authorization</b>                        | <b>218,045</b>   | <b>82</b>    | <b>25</b>   | <b>35</b>     | <b>2,563</b>  | <b>0</b>    | <b>426</b>   | <b>95</b>    | <b>52</b>   | <b>190</b>   |
| <b>Pending SNO Approval</b>                              | <b>77,453</b>    | <b>24</b>    | <b>23</b>   | <b>2,801</b>  | <b>2,246</b>  | <b>5</b>    | <b>664</b>   | <b>47</b>    | <b>35</b>   | <b>237</b>   |
| <b>Applications Pending Payment at PFMS</b>              | <b>330,167</b>   | <b>189</b>   | <b>48</b>   | <b>2,942</b>  | <b>9,268</b>  | <b>0</b>    | <b>206</b>   | <b>33</b>    | <b>92</b>   | <b>33</b>    |
| <b>Paid Applications</b>                                 | <b>2,124,149</b> | <b>2,753</b> | <b>118</b>  | <b>11,436</b> | <b>30,567</b> | <b>0</b>    | <b>4,382</b> | <b>734</b>   | <b>419</b>  | <b>1,170</b> |
| <b>Applications Payment Failure</b>                      | <b>17,424</b>    | <b>15</b>    | <b>0</b>    | <b>0</b>      | <b>47</b>     | <b>0</b>    | <b>17</b>    | <b>7</b>     | <b>3</b>    | <b>4</b>     |
| <b>Total Payment Amount (In Rs. Lakhs)</b>               | <b>31,070</b>    | <b>42.53</b> | <b>1.26</b> | <b>114.37</b> | <b>471.26</b> | <b>0.00</b> | <b>65.81</b> | <b>8.02</b>  | <b>5.09</b> | <b>11.70</b> |

Data updated on 9<sup>th</sup> Apr 2018 at 10:35 AM

# Correction Queue - Aadhaar

| Aadhaar Correction Queue Ageing |          |           |            |            |           |       |
|---------------------------------|----------|-----------|------------|------------|-----------|-------|
| State/UT                        | 0-7 Days | 8-14 Days | 15-21 Days | 22-30 Days | > 30 Days | Total |
| Andaman and Nicobar Islands     | 25       | 12        | 5          | 2          | 9         | 53    |
| Arunachal Pradesh               | 12       | 9         | 7          | 1          | 1         | 30    |
| Assam                           | 29       | 36        | 22         | 10         | 46        | 143   |
| Delhi                           | 455      | 467       | 559        | 312        | 170       | 1,963 |
| Lakshadweep                     | 0        | 0         | 156        | 31         | 3         | 190   |
| Manipur                         | 51       | 28        | 51         | 0          | 187       | 317   |
| Mizoram                         | 5        | 5         | 10         | 10         | 87        | 117   |
| Sikkim                          | 16       | 6         | 19         | 12         | 28        | 81    |
| Tripura                         | 45       | 82        | 13         | 36         | 824       | 1,000 |

Data updated on 9<sup>th</sup> Apr 2018 at 10:35 AM

# Correction Queue - PFMS

| PFMS Correction Queue Ageing |          |           |            |            |           |       |
|------------------------------|----------|-----------|------------|------------|-----------|-------|
| State/UT                     | 0-7 Days | 8-14 Days | 15-21 Days | 22-30 Days | > 30 Days | Total |
| Andaman and Nicobar Islands  | 13       | 2         | 0          | 5          | 3         | 23    |
| Arunachal Pradesh            | 3        | 3         | 1          | 3          | 2         | 12    |
| Assam                        | 161      | 86        | 100        | 230        | 239       | 816   |
| Delhi                        | 328      | 167       | 126        | 151        | 30        | 802   |
| Lakshadweep                  | 0        | 0         | 0          | 0          | 0         | 0     |
| Manipur                      | 34       | 8         | 6          | 5          | 56        | 109   |
| Mizoram                      | 25       | 1         | 3          | 22         | 27        | 78    |
| Sikkim                       | 3        | 1         | 2          | 3          | 6         | 15    |
| Tripura                      | 7        | 5         | 0          | 26         | 113       | 151   |

Data updated on 9<sup>th</sup> Apr 2018 at 10:35 AM

# Andaman & Nicobar Islands– Current Status



**1,718**  
**Beneficiaries**  
**enrolled**



**1,462**  
**Beneficiaries**  
**paid**



**3,591**  
**Applications**  
**received**



**2,753**  
**Applications**  
**paid**



**₹ 0.42 Cr.**  
**Payments**  
**made**

**15 Month Target**  
**Beneficiaries: 2,031**  
**Payment: ₹ 1.01 Cr**

## Beneficiary Claim Breakup

| No of Beneficiaries Paid | First Instalment | Second Instalment | Third Instalment | No of Instalments Paid |
|--------------------------|------------------|-------------------|------------------|------------------------|
| <b>380</b>               | ✓                |                   |                  | <b>380</b>             |
| <b>555</b>               | ✓                | ✓                 |                  | <b>1,110</b>           |
| <b>282</b>               | ✓                | ✓                 | ✓                | <b>846</b>             |
| <b>36</b>                | ✓                |                   | ✓                | <b>72</b>              |
| <b>14</b>                |                  | ✓                 |                  | <b>14</b>              |
| <b>136</b>               |                  | ✓                 | ✓                | <b>272</b>             |
| <b>59</b>                |                  |                   | ✓                | <b>59</b>              |
| <b>1,462</b>             | <b>1,253</b>     | <b>987</b>        | <b>513</b>       | <b>2,753</b>           |

## Action Points

- **Focus on entry of pending applications for beneficiaries.**

# Arunachal Pradesh– Current Status



**321**  
Beneficiaries  
enrolled



**110**  
Beneficiaries  
paid



**319**  
Applications  
received



**118**  
Applications  
paid



**₹ 1.26 L**  
Payments  
made

**15 Month Target**  
Beneficiaries: 7,385  
Payment: ₹ 3.69 Cr

## Beneficiary Claim Breakup

| No of Beneficiaries Paid | First Instalment | Second Instalment | Third Instalment | No of Instalments Paid |
|--------------------------|------------------|-------------------|------------------|------------------------|
| <b>104</b>               | ✓                |                   |                  | <b>104</b>             |
| <b>4</b>                 | ✓                | ✓                 |                  | <b>8</b>               |
| <b>2</b>                 | ✓                | ✓                 | ✓                | <b>6</b>               |
| <b>0</b>                 | ✓                |                   | ✓                | <b>0</b>               |
| <b>0</b>                 |                  | ✓                 |                  | <b>0</b>               |
| <b>0</b>                 |                  | ✓                 | ✓                | <b>0</b>               |
| <b>0</b>                 |                  |                   | ✓                | <b>0</b>               |
| <b>110</b>               | <b>110</b>       | <b>6</b>          | <b>2</b>         | <b>118</b>             |

## Low-Performing Districts

| District            | Beneficiary Count |
|---------------------|-------------------|
| EAST SIANG          | 2                 |
| KURUNG KUMEY        | 2                 |
| LOWER DIBANG VALLEY | 2                 |
| LONGDING            | 7                 |
| NAMSAI              | 7                 |

## Action Points

- Focus on entry of pending applications for beneficiaries.
- State to send pending Master Data of all Districts.
- State to focus on reducing Ineligible Beneficiaries entered into PMMVY-CAS through trainings.

# Assam– Current Status



**21,363**  
Beneficiaries  
enrolled



**11,435**  
Beneficiaries  
paid



**21,351**  
Applications  
received



**11,436**  
Applications  
paid



**₹ 1.14 Cr.**  
Payments  
made

**15 Month Target**  
Beneficiaries: 1.66 L  
Payment: ₹ 83.2 Cr

## Beneficiary Claim Breakup

| No of Beneficiaries Paid | First Instalment | Second Instalment | Third Instalment | No of Instalments Paid |
|--------------------------|------------------|-------------------|------------------|------------------------|
| <b>11,434</b>            | ✓                |                   |                  | <b>11,434</b>          |
| <b>1</b>                 | ✓                | ✓                 |                  | <b>2</b>               |
| <b>0</b>                 | ✓                | ✓                 | ✓                | <b>0</b>               |
| <b>0</b>                 | ✓                |                   | ✓                | <b>0</b>               |
| <b>0</b>                 |                  | ✓                 |                  | <b>0</b>               |
| <b>0</b>                 |                  | ✓                 | ✓                | <b>0</b>               |
| <b>0</b>                 |                  |                   | ✓                | <b>0</b>               |
| <b>11,435</b>            | <b>11,435</b>    | <b>1</b>          | <b>0</b>         | <b>11,436</b>          |

## Low-Performing Districts

| District      | Beneficiary Count |
|---------------|-------------------|
| DIMA HASAO    | 29                |
| BONGAIGAON    | 38                |
| LAKHIMPUR     | 53                |
| MAJULI        | 67                |
| KARBI ANGLONG | 128               |

## Action Points

- Focus on entry of pending applications for beneficiaries.
- State to send pending Master Data.

# Delhi– Current Status



**27,430**  
Beneficiaries  
enrolled



**15,829**  
Beneficiaries  
paid



**57,507**  
Applications  
received



**30,567**  
Applications  
paid



**₹ 4.71 Cr.**  
Payments  
made

**15 Month Target**  
Beneficiaries: 0.89 L  
Payment: ₹ 44.7 Cr

## Beneficiary Claim Breakup

| No of Beneficiaries Paid | First Instalment | Second Instalment | Third Instalment | No of Instalments Paid |
|--------------------------|------------------|-------------------|------------------|------------------------|
| 4,114                    | ✓                |                   |                  | 4,114                  |
| 6,029                    | ✓                | ✓                 |                  | 12,058                 |
| 3,775                    | ✓                | ✓                 | ✓                | 11,325                 |
| 90                       | ✓                |                   | ✓                | 180                    |
| 329                      |                  | ✓                 |                  | 329                    |
| 1,069                    |                  | ✓                 | ✓                | 2,138                  |
| 423                      |                  |                   | ✓                | 423                    |
| <b>15,829</b>            | <b>14,008</b>    | <b>11,202</b>     | <b>5,357</b>     | <b>30,567</b>          |

## Low-Performing Districts

| District | Beneficiary Count |
|----------|-------------------|
| EAST     | 624               |
| NORTH    | 1072              |
| CENTRAL  | 1411              |

## Action Points

- Focus on entry of pending applications for beneficiaries.



# Lakshadweep– Current Status



**245**  
**Beneficiaries**  
**enrolled**



**0**  
**Beneficiaries**  
**paid**



**243**  
**Applications**  
**received**



**0**  
**Applications**  
**paid**



**₹ 0**  
**Payments**  
**made**

**15 Month Target**  
**Beneficiaries: 344**  
**Payment: ₹ 17.2 L**

## Beneficiary Claim Breakup

| No of Beneficiaries Paid | First Instalment | Second Instalment | Third Instalment | No of Instalments Paid |
|--------------------------|------------------|-------------------|------------------|------------------------|
| 0                        | ✓                |                   |                  | 0                      |
| 0                        | ✓                | ✓                 |                  | 0                      |
| 0                        | ✓                | ✓                 | ✓                | 0                      |
| 0                        | ✓                |                   | ✓                | 0                      |
| 0                        |                  | ✓                 |                  | 0                      |
| 0                        |                  | ✓                 | ✓                | 0                      |
| 0                        |                  |                   | ✓                | 0                      |
| 0                        | 0                | 0                 | 0                | 0                      |

## Action Points

- **Finish PFMS Configuration and Start Payments to Beneficiaries.**
- **Focus on entry of pending applications for beneficiaries.**

# Manipur– Current Status



**3,962**  
Beneficiaries  
enrolled



**2,506**  
Beneficiaries  
paid



**7,275**  
Applications  
received



**4,382**  
Applications  
paid



**₹ 0.65 Cr.**  
Payments  
made

**15 Month Target**  
Beneficiaries: 15,242  
Payment: ₹ 7.62 Cr

## Beneficiary Claim Breakup

| No of Beneficiaries Paid | First Instalment | Second Instalment | Third Instalment | No of Instalments Paid |
|--------------------------|------------------|-------------------|------------------|------------------------|
| 310                      | ✓                |                   |                  | 310                    |
| 1,873                    | ✓                | ✓                 |                  | 3,746                  |
| 0                        | ✓                | ✓                 | ✓                | 0                      |
| 0                        | ✓                |                   | ✓                | 0                      |
| 320                      |                  | ✓                 |                  | 320                    |
| 3                        |                  | ✓                 | ✓                | 6                      |
| 0                        |                  |                   | ✓                | 0                      |
| <b>2,506</b>             | <b>2,183</b>     | <b>2,196</b>      | <b>3</b>         | <b>4,382</b>           |

## Low-Performing Districts

| District    | Beneficiary Count |
|-------------|-------------------|
| NONEY       | 22                |
| KAMJONG     | 26                |
| TENGNOUNPAL | 31                |

## Action Points

- Focus on entry of pending applications for beneficiaries.
- State to send pending Master Data for all Districts.

# Mizoram– Current Status



**1,106**  
Beneficiaries  
enrolled



**671**  
Beneficiaries  
paid



**1,150**  
Applications  
received



**734**  
Applications  
paid



**₹ 8.02 L**  
Payments  
made

**15 Month Target**  
Beneficiaries: 5,856  
Payment: ₹ 2.92 Cr

## Beneficiary Claim Breakup

| No of Beneficiaries Paid | First Instalment | Second Instalment | Third Instalment | No of Instalments Paid |
|--------------------------|------------------|-------------------|------------------|------------------------|
| <b>618</b>               | ✓                |                   |                  | <b>618</b>             |
| <b>37</b>                | ✓                | ✓                 |                  | <b>74</b>              |
| <b>11</b>                | ✓                | ✓                 | ✓                | <b>33</b>              |
| <b>0</b>                 | ✓                |                   | ✓                | <b>0</b>               |
| <b>1</b>                 |                  | ✓                 |                  | <b>1</b>               |
| <b>4</b>                 |                  | ✓                 | ✓                | <b>8</b>               |
| <b>0</b>                 |                  |                   | ✓                | <b>0</b>               |
| <b>671</b>               | <b>666</b>       | <b>53</b>         | <b>15</b>        | <b>734</b>             |

## Low-Performing Districts

| District  | Beneficiary Count |
|-----------|-------------------|
| SAIHA     | 29                |
| LUNGLEI   | 36                |
| LAWNGTLAI | 57                |

## Action Points

- Focus on entry of pending applications for beneficiaries.

# Sikkim– Current Status



**641**  
Beneficiaries  
enrolled



**330**  
Beneficiaries  
paid



**726**  
Applications  
received



**419**  
Applications  
paid



**₹ 5.09 L**  
Payments  
made

**15 Month Target**  
Beneficiaries: 3,259  
Payment: ₹ 1.62 Cr

## Beneficiary Claim Breakup

| No of Beneficiaries Paid | First Instalment | Second Instalment | Third Instalment | No of Instalments Paid |
|--------------------------|------------------|-------------------|------------------|------------------------|
| <b>240</b>               | ✓                |                   |                  | <b>240</b>             |
| <b>89</b>                | ✓                | ✓                 |                  | <b>178</b>             |
| <b>0</b>                 | ✓                | ✓                 | ✓                | <b>0</b>               |
| <b>0</b>                 | ✓                |                   | ✓                | <b>0</b>               |
| <b>0</b>                 |                  | ✓                 |                  | <b>0</b>               |
| <b>0</b>                 |                  | ✓                 | ✓                | <b>0</b>               |
| <b>1</b>                 |                  |                   | ✓                | <b>1</b>               |
| <b>330</b>               | <b>329</b>       | <b>89</b>         | <b>1</b>         | <b>419</b>             |

## Low-Performing Districts

| District       | Beneficiary Count |
|----------------|-------------------|
| NORTH DISTRICT | 58                |

## Action Points

- Focus on entry of pending applications for beneficiaries.
- State to send pending Master Data for all the districts.

# Tripura– Current Status



**2,816**  
Beneficiaries  
enrolled



**1,170**  
Beneficiaries  
paid



**2,846**  
Applications  
received



**1,170**  
Applications  
paid



**₹ 11.70 L**  
Payments  
made

**15 Month Target**  
Beneficiaries: 19,608  
Payment: ₹ 9.80 Cr

## Beneficiary Claim Breakup

| No of Beneficiaries Paid | First Instalment | Second Instalment | Third Instalment | No of Instalments Paid |
|--------------------------|------------------|-------------------|------------------|------------------------|
| <b>1,170</b>             | ✓                |                   |                  | <b>1,170</b>           |
| <b>0</b>                 | ✓                | ✓                 |                  | <b>0</b>               |
| <b>0</b>                 | ✓                | ✓                 | ✓                | <b>0</b>               |
| <b>0</b>                 | ✓                |                   | ✓                | <b>0</b>               |
| <b>0</b>                 |                  | ✓                 |                  | <b>0</b>               |
| <b>0</b>                 |                  | ✓                 | ✓                | <b>0</b>               |
| <b>0</b>                 |                  |                   | ✓                | <b>0</b>               |
| <b>1,170</b>             | <b>1,170</b>     | <b>0</b>          | <b>0</b>         | <b>1,170</b>           |

## Low-Performing Districts

| District | Beneficiary Count |
|----------|-------------------|
| Gomati   | 63                |
| Khowai   | 144               |
| Unakoti  | 192               |

## Action Points

- Focus on entry of pending applications for beneficiaries.

# Other State/UT specific issues to be noted

- Proposal of revalidation of unspent balance as on 31/3/2018
- Constitution of SLSC for use of Flexi Funds
- Establishment of State and District level PMMVY Cells
- Transfer of funds for administrative expenses at District level

# Reporting System Issues

- In case of software related issues faced by the user, please drop a mail to [pmmvyhelpdesk@gmail.com](mailto:pmmvyhelpdesk@gmail.com) with the following details:
  - Name:
  - Your User ID:
  - Task being Performed:
  - Problem Encountered:
  - **Screenshot of Problem Encountered:**
  - Time Problem Encountered:
- Please mention only one problem in one email. Please clearly describe the issue being faced for better resolution.
- Email should be the primary mode of reporting issues as tracking through other modes is a challenge for all stakeholders.

# Reporting System Issues

## **MWCD PMMVY Team Contact Details (for Administrative & Financial issues):**

1. Mr. Pracheta - [ssp.pracheta@gov.in](mailto:ssp.pracheta@gov.in) : +91- 9899690167
2. Mr. Ashish Bhattacharya - [Ashish.bhattacharya@nic.in](mailto:Ashish.bhattacharya@nic.in)
3. Mr. V.C. Chaudhary- [vc.choudhary@nic.in](mailto:vc.choudhary@nic.in) : 011-23388513

## **PMMVY-CAS Team Member Contact Details (for Software related issues):**

1. Mr. Kunal Mukherjee- [kunalmukherjee@kpmg.com](mailto:kunalmukherjee@kpmg.com) : +91-9910074521
2. Mr. Narendra Singh- [narendrasingh@kpmg.com](mailto:narendrasingh@kpmg.com) : +91-9873663361
3. Mr. Alok Gupta- [alok.gupta@cdfi.in](mailto:alok.gupta@cdfi.in)
4. Mr. R Sumanthra- [sumanthra@cdfi.in](mailto:sumanthra@cdfi.in)

## **PFMS Helpdesk details for PFMS related issues:**

1. PFMS Helpdesk- [helpdesk-pfms@gov.in](mailto:helpdesk-pfms@gov.in): 011-23343860