






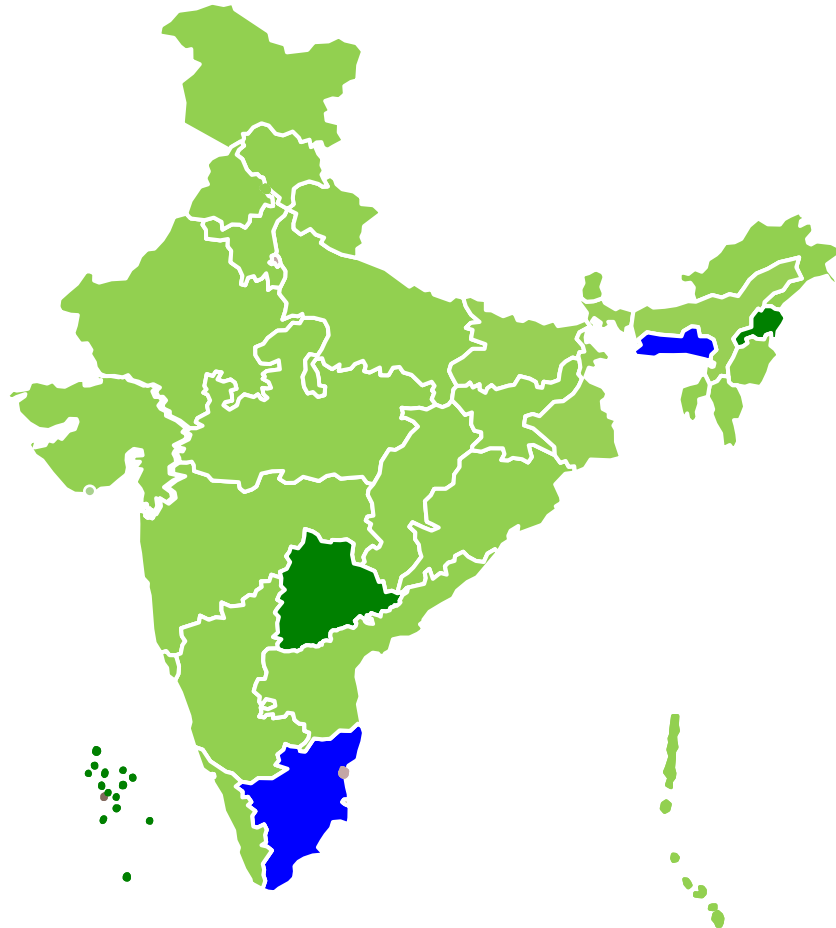
# Pradhan Mantri Matru Vandana Yojana (PMMVY)

## Video-Conference with States/UTs

10/04/18

# PMMVY – Current Status

	<b>States/UTs – Payments made:</b>	<b>31</b>
	<b>States/UTs - Enrollment started:</b>	<b>3</b>
	<b>States/UTs in Preparatory stage:</b>	<b>2</b>



**711**  
**Districts on-boarded**



**9,67,456**  
**Field Functionaries**



**22,67,984**  
**Beneficiaries enrolled**



**12,86,597**  
**Beneficiaries paid**



**38,67,812**  
**Applications received**



**21,23,797**  
**Applications paid**



**₹ 310.63 Cr.**  
**Payments made**



**₹ 48.73 Cr.**  
**Payments in process**

# States' Scheme Readiness Status

Steps	HP	KL	CG	JH	GJ	PB	JK	GA	BH
State Nodal Officer Appointment	✓	✓	✓	✓	✓	✓	✓	✓	✓
PFMS Setup	✓	✓	✓	✓	✓	✓	✓	✓	✓
Training of Master Trainers	✓	✓	✓	✓	✓	✓	✓	✓	✓
Training of All Software Personnel	✓	✓	✓	✓	✓	✓	✓	✓	✓
Training of Field Staff	×	×	×	×	×	×	×	×	×
Localization of Application Forms	×	×	×	×	×	×	×	×	×
Distribution of PMMVY Registers	×	×	×	×	×	×	×	×	×
Master Data for PMMVY-CAS	×	×	×	×	×	×	×	×	×
Adequate IT Infrastructure at State Level	×	×	×	×	×	×	×	×	×
State Level Help Desk/Cell	×	×	×	×	×	×	×	×	×

Health States names have been written in red text



# States' PFMS Onboarding Status

Steps	HP	KL	CG	JH	GJ	PB	JK	GA	BH
<b>PFMS Agency Configuration</b>	✓	✓	✓	✓	✓	✓	✓	✓	✓
<b>Escrow Account Opening</b>	✓	✓	✓	✓	✓	✓	✓	✓	✓
<b>Central Funds Transfer</b>	✓	✓	✓	✓	✓	✓	✓	✓	✓
<b>Transfer of State share</b>	×	×	×	*	*	*	×	×	×
<b>PFMS IDs Creation</b>	✓	✓	✓	✓	✓	✓	✓	✓	✓
<b>Scheme Configuration</b>	✓	✓	✓	✓	✓	✓	✓	✓	✓
<b>DSC Enrolment</b>	✓	✓	✓	✓	✓	✓	✓	✓	✓
<b>Add Opening Balance</b>	✓	✓	✓	✓	✓	✓	✓	✓	✓
<b>Sign Sample File</b>	✓	✓	✓	✓	✓	✓	✓	✓	✓
<b>Payment Made in PMMY-CAS</b>	✓	✓	✓	✓	✓	✓	✓	✓	✓
<b>Payment Made in PFMS</b>	✓	✓	✓	✓	✓	✓	✓	✓	✓
<b>Payment Success</b>	✓	✓	✓	✓	✓	✓	✓	✓	✓

Health States names have been written in red text

*	Partial
---	---------

✓	Completed
×	Pending

# Master Data Status

State Name	No. of Project (States Self Reported Data)	No. OF FFs (States Self Reported Data)	No. of Project in PMMVY-CAS	No. OF AWCs	% Coverage CDPO	% Coverage AWCs
<b>Bihar</b>	544	91,677	508	73,246	93%	80%
<b>Chhattisgarh</b>	220	50,310	225	46,937	102%	93%
<b>Goa</b>	11	1,258	12	1,242	109%	99%
<b>Gujarat</b>	336	53,029	336	51,424	100%	97%
<b>Himachal Pradesh</b>	78	18,925	78	18,655	100%	99%
<b>Jammu and Kashmir</b>	141	29,202	133	20,991	94%	72%
<b>Jharkhand</b>	224	38,432	222	35,702	99%	93%
<b>Kerala</b>	258	33,115	261	30,673	101%	93%
<b>Punjab</b>	155	26,880	158	24,707	102%	92%

States to confirm on the number of CDPO/MO Blocks sent by them and send pending Field Functionary Data.

Data updated on 9st April 2018 at 10:35 AM

Health States names have been written in red text

# Funds Disbursed Performance

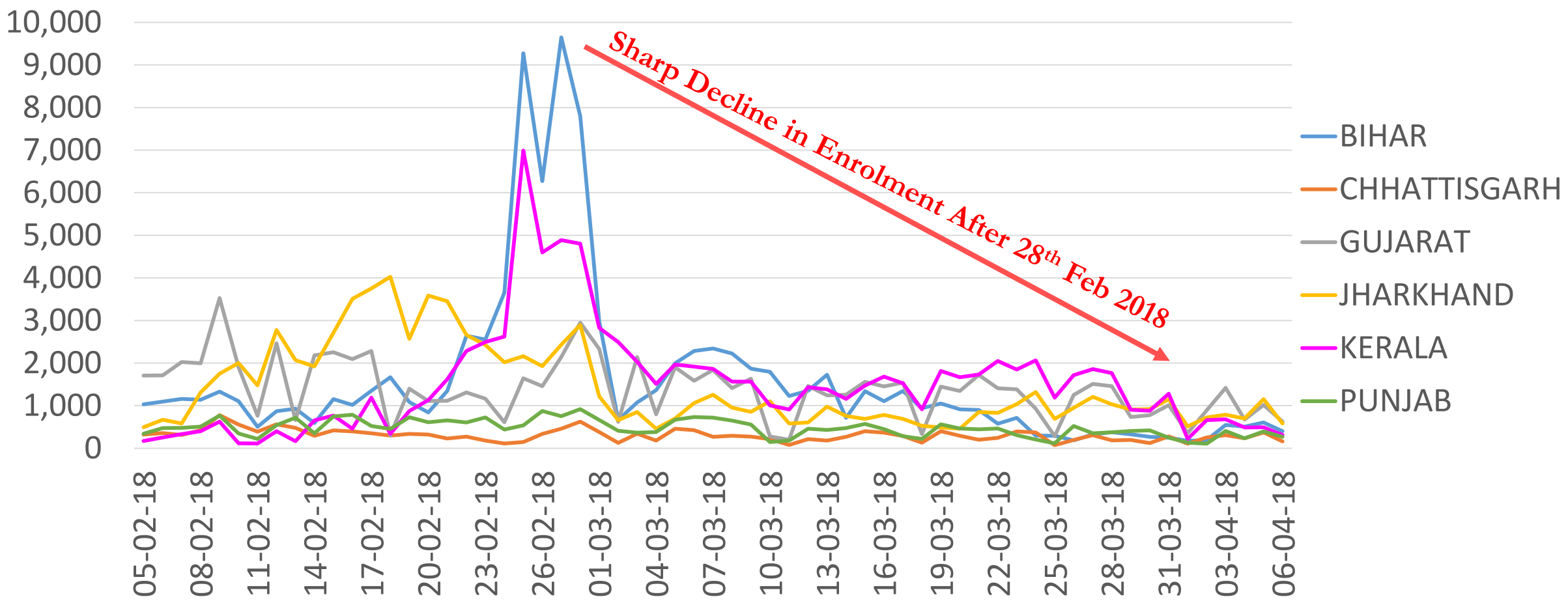
State	GoI Share of funds				States Funds Transfer	Total Funds with State	Funds Disbursed
(1)	CC Transfer (2)	Flexi Funds (3)	Admin Expense (4)	Total Sanction (2+3+4)=(5)	(6)	(5 +6) = (7)	(8)
<b>Bihar</b>	<b>16,050</b>	<b>984</b>	<b>-</b>	<b>17,034</b>	<b>974.48</b>	<b>18,008</b>	<b>570.86</b>
<b>Chhattisgarh</b>	<b>3,939</b>	<b>241</b>	<b>-</b>	<b>4,180</b>	<b>595</b>	<b>4,775</b>	<b>666.22</b>
<b>Goa</b>	<b>150</b>	<b>13</b>	<b>-</b>	<b>163</b>	<b>107</b>	<b>270</b>	<b>73.67</b>
<b>Gujarat</b>	<b>9,319</b>	<b>571</b>	<b>297</b>	<b>10,187</b>	<b>6508</b>	<b>16,695</b>	<b>2,509.03</b>
<b>Himachal Pradesh</b>	<b>1,588</b>	<b>64</b>	<b>170</b>	<b>1,822</b>	<b>202</b>	<b>2,024</b>	<b>548.28</b>
<b>Jammu and Kashmir</b>	<b>2,900</b>	<b>118</b>	<b>-</b>	<b>3,018</b>	<b>0</b>	<b>3,018</b>	<b>110.92</b>
<b>Jharkhand</b>	<b>5,086</b>	<b>312</b>	<b>225</b>	<b>5,623</b>	<b>538</b>	<b>6,161</b>	<b>686.37</b>
<b>Kerala</b>	<b>5,151</b>	<b>315</b>	<b>-</b>	<b>5,466</b>	<b>0</b>	<b>5,466</b>	<b>1,926.83</b>
<b>Punjab</b>	<b>4,277</b>	<b>262</b>	<b>-</b>	<b>4,539</b>	<b>1748</b>	<b>6,287</b>	<b>875.85</b>

# Beneficiary Enrolment Performance

State Name	Targeted No. of Beneficiaries of Jan 2017 – Dec 2017# (12 Months)	Targeted No. of Beneficiaries of Jan 17-Mar 18# (15 Months) (A)	Total Beneficiaries in System 09.04.18 (B)	% Enrollment as per 15 Months target (C)=(B/A)*100	All India Ranking*
Himachal Pradesh	29,310	36,637	38,941	106%	2
Chhattisgarh	1,09,070	1,36,338	83,846	61%	7
Jharkhand	1,40,849	1,76,062	98,357	56%	10
Kerala	1,42,634	1,78,292	96,716	54%	11
Gujarat	2,58,059	3,22,574	1,47,887	46%	12
Goa	6,228	7,784	3,292	42%	16
Jammu and Kashmir	53,548	66,934	28,238	42%	15
Punjab	1,18,456	1,48,070	62,125	42%	14
Bihar	4,44,473	5,55,592	1,22,883	22%	23

#NITI Aayog Projections \*Ranking Basis %age Achievement, Data updated on 9th April 2018 at 10:35 AM

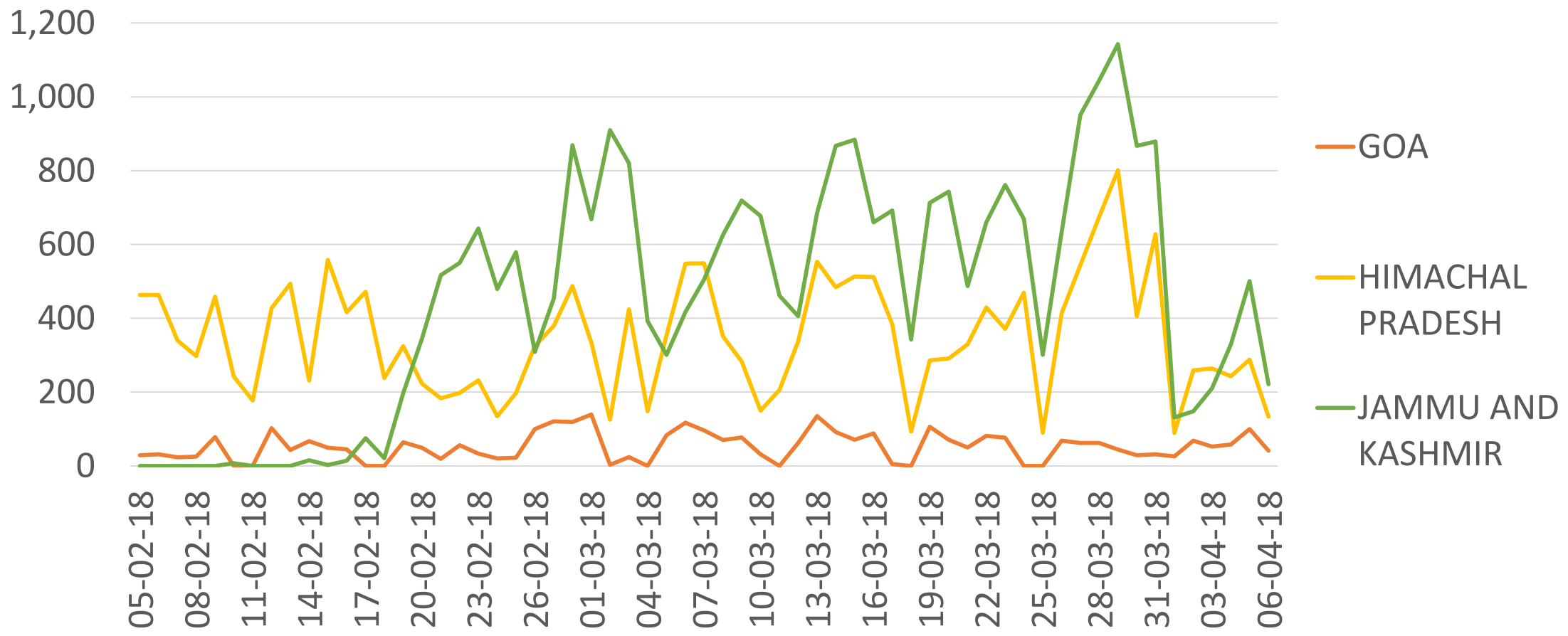
# Beneficiary Enrolment Trend - State Population >1 Crore



Data updated on 6th April 2018 at 10:35 AM



# Beneficiary Enrolment Trend - State Population <1 Crore



Data updated on 6th April 2018 at 10:35 AM

# Performance

State/UT	All India	BH	CG	GA	GJ	HP	JH	JK	KL	PB
<b>Total Beneficiaries Enrolled</b>	<b>2,268,740</b>	122,991	83,847	3,292	147,903	38,948	98,446	28,239	96,730	62,129
<b>Total Beneficiaries Registered</b>	<b>1,530,120</b>	52,115	50,351	2,529	115,064	27,802	59,518	17,933	74,376	44,989
<b>Beneficiaries Paid</b>	<b>1,286,598</b>	46,669	44,741	2,102	88,227	19,282	49,675	8,870	66,413	40,914
<b>Total Applications Entered</b>	<b>3,869,264</b>	134,268	102,808	7,612	285,603	78,851	118,516	33,437	197,538	98,145
<b>Ineligible Applications</b>	<b>413,779</b>	24,277	13,477	431	24,775	8,358	13,311	1,493	16,974	11,347
<b>Pending SO Approval Applications</b>	<b>211,595</b>	<b>27,219</b>	<b>6,810</b>	<b>155</b>	<b>4,790</b>	<b>3,986</b>	<b>7,323</b>	<b>1,832</b>	<b>13,992</b>	<b>7,532</b>
<b>Applications Approved By SO</b>	<b>38,759</b>	951	718	20	2,794	1,160	1,064	345	1,442	741
<b>Rejected by SO</b>	<b>2,702</b>	30	87	0	119	81	185	1	338	37
<b>Withdrawn Applications</b>	<b>6,901</b>	118	96	7	437	66	239	423	222	163
<b>Sent for Correction by SO</b>	<b>3,546</b>	405	81	1	20	184	121	36	512	79
<b>Sent for Correction due to UIDAI and PFMS Failure</b>	<b>424,745</b>	16,279	14,251	1,030	22,854	4,505	16,950	5,338	12,448	4,605
<b>Apps Pending Authorization</b>	<b>218,045</b>	7,662	5,025	409	16,740	8,245	6,966	3,038	10,583	3,802
<b>Pending SNO Approval</b>	<b>77,453</b>	<b>2,908</b>	<b>362</b>	<b>781</b>	<b>3,167</b>	<b>7,768</b>	<b>1,409</b>	<b>467</b>	<b>12</b>	<b>467</b>
<b>Applications Pending Payment at PFMS</b>	<b>330,167</b>	2,174	6,868	178	39,823	9,471	11,919	10,403	15,313	5,952
<b>Paid Applications</b>	<b>2,124,149</b>	51,489	54,624	4,579	163,436	34,901	58,777	9,970	125,469	62,458
<b>Applications Payment Failure</b>	<b>17,424</b>	756	409	21	6,648	127	252	91	233	962
<b>Total Payment Amount (In Rs. Lakhs)</b>	<b>31,070</b>	<b>570.86</b>	<b>666.22</b>	<b>73.67</b>	<b>2,509.03</b>	<b>548.28</b>	<b>686.37</b>	<b>110.92</b>	<b>1,926.83</b>	<b>875.85</b>

Data updated on 9th Apr 2018 at 10:35 AM

# Correction Queue - Aadhaar

Aadhaar Correction Queue Ageing						
State/UT	0-7 Days	8-14 Days	15-21 Days	22-30 Days	> 30 Days	Total
<b>Bihar</b>	1,083	424	933	2,091	12,338	16,869
<b>Chhattisgarh</b>	2,396	1,422	929	803	6,900	12,450
<b>Goa</b>	94	60	98	81	129	462
<b>Gujarat</b>	2,567	1,495	1,381	1,772	4,556	11,771
<b>Himachal Pradesh</b>	417	539	303	224	971	2,454
<b>Jammu and Kashmir</b>	899	1,303	632	1,005	755	4,594
<b>Jharkhand</b>	1,599	1,636	1,329	1,500	9,218	15,282
<b>Kerala</b>	1,498	967	894	1,016	2,034	6,409
<b>Punjab</b>	334	389	469	428	1,635	3,255

Data updated on 9th Apr 2018 at 10:35 AM

# Correction Queue - PFMS

PFMS Correction Queue Ageing						
State/UT	0-7 Days	8-14 Days	15-21 Days	22-30 Days	> 30 Days	Total
<b>Bihar</b>	214	43	230	822	1,513	2,822
<b>Chhattisgarh</b>	621	153	87	251	1,298	2,410
<b>Goa</b>	12	5	5	13	1	36
<b>Gujarat</b>	1,754	183	246	703	694	3,580
<b>Himachal Pradesh</b>	550	260	431	1,309	670	3,220
<b>Jammu and Kashmir</b>	434	296	159	152	96	1,137
<b>Jharkhand</b>	667	256	256	571	1,467	3,217
<b>Kerala</b>	667	133	218	353	268	1,639
<b>Punjab</b>	482	130	236	389	644	1,881

Data updated on 9th Apr 2018 at 10:35 AM

# Bihar – Current Status



**122,991**  
**Beneficiaries**  
**enrolled**



**46,669**  
**Beneficiaries**  
**paid**



**134,268**  
**Applications**  
**received**



**51,489**  
**Applications**  
**paid**



**₹ 5.70 Cr.**  
**Payments**  
**made**

**15 Month Target**  
**Beneficiaries: 5.55 L**  
**Payment: ₹ 277.5 Cr**

## Beneficiary Claim Breakup

No of Beneficiaries Paid	First Instalment	Second Instalment	Third Instalment	No of Instalments Paid
<b>41,564</b>	✓			<b>41,564</b>
<b>3,943</b>	✓	✓		<b>7,886</b>
<b>376</b>	✓	✓	✓	<b>1,128</b>
<b>9</b>	✓		✓	<b>18</b>
<b>656</b>		✓		<b>656</b>
<b>116</b>		✓	✓	<b>232</b>
<b>5</b>			✓	<b>5</b>
<b>46,669</b>	<b>45,892</b>	<b>5,091</b>	<b>506</b>	<b>51,489</b>

## Low/Non-performing Districts

District	Beneficiary Count
PASHCHIM CHAMPARAN	1
ARWAL	791
SHEIKHPURA	897
JEHANABAD	931
LAKHISARAI	1,018

## Action Points

- **Beneficiary Enrolment is below expectation, State to focus on districts with less enrolment.**
- **Focus on entry of pending applications for beneficiaries.**
- **States to send pending Field Functionary Data.**
- **State to focus on reducing Ineligible Applications.**
- **Send comments on PMMVY Draft rules**

# Chhattisgarh – Current Status



**83,847**  
Beneficiaries  
enrolled



**44,741**  
Beneficiaries  
paid



**102,808**  
Applications  
received



**54,624**  
Applications  
paid



**₹ 6.66 Cr.**  
Payments  
made

**15 Month Target**  
Beneficiaries: 1.36 L  
Payment: ₹ 68 Cr

## Beneficiary Claim Breakup

No of Beneficiaries Paid	First Instalment	Second Instalment	Third Instalment	No of Instalments Paid
<b>35,441</b>	✓			<b>35,441</b>
<b>5,414</b>	✓	✓		<b>10,828</b>
<b>1,690</b>	✓	✓	✓	<b>5,070</b>
<b>81</b>	✓		✓	<b>162</b>
<b>639</b>		✓		<b>639</b>
<b>1,008</b>		✓	✓	<b>2,016</b>
<b>468</b>			✓	<b>468</b>
<b>44,741</b>	<b>42,626</b>	<b>8,751</b>	<b>3,247</b>	<b>54,624</b>

## Low/Non-performing Districts

District	Beneficiary Count
NARAYANPUR	219
SUKMA	391
BIJAPUR	524
SURGUJA	1,340
DANTEWADA	1,470

## Action Points

- Beneficiary Enrolment is below expectation, State to focus on districts with less enrolment.
- Focus on entry of pending applications for beneficiaries.
- States to send pending Field Functionary Data.
- State to focus on reducing Ineligible Applications.

# Goa – Current Status



**3,292**  
**Beneficiaries**  
**enrolled**



**2,102**  
**Beneficiaries**  
**paid**



**7,612**  
**Applications**  
**received**



**4,579**  
**Applications**  
**paid**



**₹ 0.73 Cr.**  
**Payments**  
**made**

**15 Month Target**  
**Beneficiaries: 7,784**  
**Payment: ₹ 3.89 Cr**

## Beneficiary Claim Breakup

No of Beneficiaries Paid	First Instalment	Second Instalment	Third Instalment	No of Instalments Paid
323	✓			323
663	✓	✓		1,326
801	✓	✓	✓	2,403
4	✓		✓	8
12		✓		12
208		✓	✓	416
91			✓	91
<b>2,102</b>	<b>1,791</b>	<b>1,684</b>	<b>1,104</b>	<b>4,579</b>

## Districts Performance

District	Beneficiary Count
NORTH GOA	1,611
SOUTH GOA	1,681

## Action Points

- Beneficiary Enrolment is below expectation, State to focus on districts with less enrolment.
- Focus on entry of pending applications for beneficiaries.
- States to send pending Field Functionary Data.

# Gujarat – Current Status



**147,903**  
Beneficiaries  
enrolled



**88,227**  
Beneficiaries  
paid



**285,603**  
Applications  
received



**163,436**  
Applications  
paid



**₹ 25.09 Cr.**  
Payments  
made

**15 Month Target**  
Beneficiaries: 3.22 L  
Payment: ₹ 161 Cr

## Beneficiary Claim Breakup

No of Beneficiaries Paid	First Instalment	Second Instalment	Third Instalment	No of Instalments Paid
24,655	✓			24,655
33,915	✓	✓		67,830
17,254	✓	✓	✓	51,762
145	✓		✓	290
3,295		✓		3,295
6,641		✓	✓	13,282
2,322			✓	2,322
<b>88,227</b>	<b>75,969</b>	<b>61,105</b>	<b>26,362</b>	<b>163,436</b>

## Low/Non-performing Districts

District	Beneficiary Count
NARMADA	783
DANG	820
BOTAD	1,242
DEVBHUMI DWARKA	1,340
MORBI	1,358

## Action Points

- Beneficiary Enrolment is below expectation, State to focus on districts with less enrolment.
- Focus on entry of pending applications for beneficiaries.
- States to send pending Field Functionary Data.



# Himachal Pradesh – Current Status



**38,948**  
Beneficiaries  
enrolled



**19,282**  
Beneficiaries  
paid



**78,851**  
Applications  
received



**34,902**  
Applications  
paid



**₹ 5.48 Cr.**  
Payments  
made

**15 Month Target**  
Beneficiaries: 0.36 L  
Payment: ₹ 18.31 Cr

## Beneficiary Claim Breakup

No of Beneficiaries Paid	First Instalment	Second Instalment	Third Instalment	No of Instalments Paid
5,452	✓			5,452
5,848	✓	✓		11,696
3,453	✓	✓	✓	10,359
223	✓		✓	446
1,136		✓		1,136
2,643		✓	✓	5,286
527			✓	527
<b>19,282</b>	<b>14,976</b>	<b>13,080</b>	<b>6,846</b>	<b>34,902</b>

## Low/Non-performing Districts

District	Beneficiary Count
LAHUL AND SPITI	33
KINNAUR	387
KULLU	1,659
SOLAN	2,182
CHAMBA	2,285

## Action Points

- Focus on entry of pending applications for beneficiaries.
- States to send pending Field Functionary Data.
- State to focus on reducing Ineligible Applications.

# Jharkhand – Current Status



**98,446**  
Beneficiaries  
enrolled



**49,675**  
Beneficiaries  
paid



**118,516**  
Applications  
received



**58,777**  
Applications  
paid



**₹ 6.86 Cr.**  
Payments  
made

**15 Month Target**  
Beneficiaries: 1.76 L  
Payment: ₹ 88.03 Cr

## Beneficiary Claim Breakup

No of Beneficiaries Paid	First Instalment	Second Instalment	Third Instalment	No of Instalments Paid
<b>40,870</b>	✓			<b>40,870</b>
<b>7,122</b>	✓	✓		<b>14,244</b>
<b>914</b>	✓	✓	✓	<b>2,742</b>
<b>11</b>	✓		✓	<b>22</b>
<b>615</b>		✓		<b>615</b>
<b>141</b>		✓	✓	<b>282</b>
<b>2</b>			✓	<b>2</b>
<b>49,675</b>	<b>48,917</b>	<b>8,792</b>	<b>1,068</b>	<b>58,777</b>

## Low/Non-performing Districts

District	Beneficiary Count
KODERMA	1,528
KHUNTI	1,728
JAMTARA	2,173
LATEHAR	2,376
RAMGARH	2,390

## Action Points

- Beneficiary Enrolment is below expectation, State to focus on districts with less enrolment.
- Focus on entry of pending applications for beneficiaries.
- States to send pending Field Functionary Data.
- State to focus on reducing Ineligible Applications.

# Jammu and Kashmir – Current Status



**28,239**  
Beneficiaries  
enrolled



**8,870**  
Beneficiaries  
paid



**33,437**  
Applications  
received



**9,970**  
Applications  
paid



**₹ 1.10 Cr.**  
Payments  
made

**15 Month Target**  
Beneficiaries: 0.66 L  
Payment: ₹ 33.46 Cr

## Beneficiary Claim Breakup

No of Beneficiaries Paid	First Instalment	Second Instalment	Third Instalment	No of Instalments Paid
<b>7,925</b>	✓			<b>7,925</b>
<b>741</b>	✓	✓		<b>1,482</b>
<b>176</b>	✓	✓	✓	<b>528</b>
<b>6</b>	✓		✓	<b>12</b>
<b>21</b>		✓		<b>21</b>
<b>1</b>		✓	✓	<b>2</b>
<b>0</b>			✓	<b>0</b>
<b>8,870</b>	<b>8,848</b>	<b>939</b>	<b>183</b>	<b>9,970</b>

## Low/Non-performing Districts

District	Beneficiary Count
LEH LADAKH	240
SRINAGAR	395
REASI	413
KISHTWAR	562
UDHAMPUR	601

## Action Points

- Beneficiary Enrolment is below expectation, State to focus on districts with less enrolment.
- Focus on entry of pending applications for beneficiaries.
- States to send pending Field Functionary Data.
- Send comments on PMMVY Draft rules

# Kerala– Current Status



**96,730**  
**Beneficiaries**  
**enrolled**



**66,413**  
**Beneficiaries**  
**paid**



**197,538**  
**Applications**  
**received**



**125,470**  
**Applications**  
**paid**



**₹ 19.26 Cr.**  
**Payments**  
**made**

**15 Month Target**  
**Beneficiaries: 1.78 L**  
**Payment: ₹ 89.14 Cr**

## Beneficiary Claim Breakup

No of Beneficiaries Paid	First Instalment	Second Instalment	Third Instalment	No of Instalments Paid
<b>18,323</b>	✓			<b>18,323</b>
<b>24,511</b>	✓	✓		<b>49,022</b>
<b>15,077</b>	✓	✓	✓	<b>45,231</b>
<b>346</b>	✓		✓	<b>692</b>
<b>1,057</b>		✓		<b>1,057</b>
<b>4,046</b>		✓	✓	<b>8,092</b>
<b>3,053</b>			✓	<b>3,053</b>
<b>66,413</b>	<b>58,257</b>	<b>44,691</b>	<b>22,522</b>	<b>125,470</b>

## Low/Non-performing Districts

District	Beneficiary Count
PATHANAMTHITTA	2,626
WAYANAD	2,883
KASARAGOD	3,040
IDUKKI	3,092
KOTTAYAM	4,715

## Action Points

- **Beneficiary Enrolment is below expectation, State to focus on districts with less enrolment.**
- **Focus on entry of pending applications for beneficiaries.**
- **States to send pending Field Functionary Data.**

# Punjab– Current Status



**62,129**  
**Beneficiaries**  
**enrolled**



**40,914**  
**Beneficiaries**  
**paid**



**98,145**  
**Applications**  
**received**



**62,458**  
**Applications**  
**paid**



**₹ 8.75 Cr.**  
**Payments**  
**made**

**15 Month Target**  
**Beneficiaries: 1.48 L**  
**Payment: ₹ 74.03 Cr**

## Beneficiary Claim Breakup

No of Beneficiaries Paid	First Instalment	Second Instalment	Third Instalment	No of Instalments Paid
22,479	✓			22,479
10,339	✓	✓		20,678
4,359	✓	✓	✓	13,077
154	✓		✓	308
1,114		✓		1,114
2,333		✓	✓	4,666
136			✓	136
<b>40,914</b>	<b>37,331</b>	<b>18,145</b>	<b>6,982</b>	<b>62,458</b>

## Low/Non-performing Districts

District	Beneficiary Count
KAPURTHALA	1,053
MOGA	1,168
FIROZEPUR	1,586
NAWANSHAHR	1,648
PATHANKOT	1,701

## Action Points

- Beneficiary Enrolment is below expectation, State to focus on districts with less enrolment.
- Focus on entry of pending applications for beneficiaries.
- States to send pending Field Functionary Data.
- State to focus on reducing Ineligible Applications.

# Reporting System Issues

- In case of software related issues faced by the user, please drop a mail to [pmmvyhelpdesk@gmail.com](mailto:pmmvyhelpdesk@gmail.com) with the following details:
  - Name:
  - Your User ID:
  - Task being Performed:
  - Problem Encountered:
  - **Screenshot of Problem Encountered:**
  - Time Problem Encountered:
- Please mention only one problem in one email. Please clearly describe the issue being faced for better resolution.
- Email should be the primary mode of reporting issues as tracking through other modes is a challenge for all stakeholders.

# Reporting System Issues

## **MWCD PMMVY Team Contact Details (for Administrative & Financial issues):**

1. Mr. Pracheta - [ssp.pracheta@gov.in](mailto:ssp.pracheta@gov.in) : +91- 9899690167
2. Mr. Ashish Bhattacharya - [Ashish.bhattacharya@nic.in](mailto:Ashish.bhattacharya@nic.in)
3. Mr. V.C. Chaudhary- [vc.choudhary@nic.in](mailto:vc.choudhary@nic.in) : 011-23388513

## **PMMVY-CAS Team Member Contact Details (for Software related issues):**

1. Mr. Kunal Mukherjee- [kunalmukherjee@kpmg.com](mailto:kunalmukherjee@kpmg.com) : +91-9910074521
2. Mr. Narendra Singh- [narendrasingh@kpmg.com](mailto:narendrasingh@kpmg.com) : +91-9873663361
3. Mr. Alok Gupta- [alok.gupta@cdfi.in](mailto:alok.gupta@cdfi.in)
4. Mr. R Sumanthra- [sumanthra@cdfi.in](mailto:sumanthra@cdfi.in)

## **PFMS Helpdesk details for PFMS related issues:**

1. PFMS Helpdesk- [helpdesk-pfms@gov.in](mailto:helpdesk-pfms@gov.in): 011-23343860